

The Viking



Edmore Public School
October 2019

Greetings Parents/Guardians:

The school year is off to a great start. The new instructors are quickly acclimating to their roles and responsibilities in the Edmore School. Students are busy with academic studies along with extra-curricular activity schedules. This year we have several new students and expect three additional students to join the Edmore family in October. This will bring our enrollment to 43 students. Our staff continues to offer quality educational opportunities to our students through direct instruction, interactive television network, and distance education offerings.

Recent Court Ruling

Last year I addressed the responsible use of social media in several articles. During the 2019 North Dakota legislative session a cyberbullying bill was passed placing additional responsibilities on school personnel regarding the reporting and dealing with bullying that affects the day to day operation of the school. This summer the Minnesota Supreme Court ruled in favor of a school employee and appeared to reverse the trend that it is acceptable for individuals to defame school personnel without legal consequence. The recent court ruling appeared to change the acceptable parameters for defamation and in the court ruling, protects coaching staff and allows them to sue individual parents for defamation. The court did not address other personnel including teachers and administration but does begin to set a precedent that appears to offer protections to non-elected personnel.

School Board

Each year the administration presents a budget to the school board and that budget is then sent to the respective county auditors so they may collect property taxes to fund K12 education in the Edmore School District. Last year the school board lowered the levy requested to operate the district. This year the school board has once again lowered the mills from 102 to 90 to operate the district. Final valuation amounts will determine if individual property taxes will increase or decline. This number should be finalized by November of this year. The school board is committed to provide a quality education to the children of the Edmore School District. The board will continue to monitor the district needs and request the mills necessary to financially operate the district.

On behalf of the Edmore school board, staff, and students, we would like to thank the Edmore patrons for their continued support.

Professionally,

Frank Schill, Superintendent



Fall Greetings-

The weather is quickly changing and the “S” word is already showing up on the forecasts in the neighboring state. This also serves as a reminder that we need to be sure to send coats/hats/gloves for recess as it turns colder. You might want to consider sending sweatshirt/mittens/hat to be kept here as the weather fluctuates over the next month as we do have outside recess each day in the elementary.

We are halfway through our first nine weeks. Ms. Ganyo, Ms. Bertsch, and Ms. Olson have settled in in very nicely and I already see strong relationships being built between them and their students. As I go by all the classrooms or do drop-ins, I see students very engaged in learning. We have a great staff on board who are dedicated to growing and supporting our students academically, behaviorally, and socially.

I want to remind everyone that we are willing to work with students before or after school on anything they might be struggling with. All teachers are in their classrooms by 8:00 a.m. and are here until 4:00 p.m. Busses are in at 8a as well. A student will never be turned away after school, if they would like to stay and get some help. We also have our state assessment scores back, as well as 2 rounds of Star360 results. These results guide us in where our students stand as compared to the state and nation’s students at the same age. Overall, I am very proud of where our students are sitting. The hard work and high expectations are what helps us keep these kids on track for success in their future. However, your students still need support from you at home. Reading is very important for our children and is a big factor of success in all their learning. We ask that elementary parents, especially, take the time to read each evening with your child. As a team, we can do great things for our children.

Volleyball and football are well underway and both teams are doing super! Come support our volleyball girls on October 22nd when Edmore hosts our only home volleyball game starting with JH at 4:00 p.m. Elementary football and girl’s basketball are also nearing completion, and it is so fun to see these athletes improve as they learn the fundamentals of their sport.

We have formed our new Viking Families this year and we are meeting and coming up with ideas to better ourselves, support the people around us, and give back to the community. Come see the new banners hanging in the lunchroom!

Beth Bylin retired this past year, so Juanita Castillo is at the helm in our kitchen. We are very spoiled at mealtime (Hayden steps in and works the breakfast and lunch preparations as well). We are enjoying our bountiful harvest from the school garden, made-from-scratch meals, and an AMAZING array of items on our salad bar! The cooks are always upbeat and warming our hearts and tummies during the lunch period!

We welcome 3 new students, Jacey, Elijah and Kahlil. We have 3 more boys starting at the end of October. That will bring our enrollment to 43 students this year!

A few important dates: Early out is October 2nd and we will be dismissing at **1:00 p.m.** as the staff will be trained in defensive driving. Each month we typically dismiss at 1:10 p.m. on the first Wednesday of the month to train staff and provide professional development in various aspects of education and student well-being. No school on October 17-18th. On November 6th we will have student-led conferences beginning at 1:30 p.m. I will send out appointment times as we get closer to the date.

It has been another FANTASTIC start to a new year of learning and growth-

Yours in Education,
Diane Martinson, Principal

Pre-K/Kindergarten

In Pre- K and kindergarten the students have been working hard learning the alphabet! Students have learned the letters A, S, T, I, and P so far this year. In math, students have been working on counting to 5, writing the numbers 1-5, and sorting skills. Students have also started learning science and social studies. They have worked on the five senses and how to be a good citizen.



(Left) Students are working hard on math sorting skills.
(Above) Students are learning about shapes in math.


2nd & 3rd Grade!

In second grade ELA, Sophie has been working hard with recognizing short and long vowel sounds, differentiating singular and plural nouns, subjects and predicates, types of sentences, and much more! In third grade ELA, they have been working with vowel pairs, recognizing long and short vowel sounds, vowel and consonant patterns, common and proper nouns, compound and simple sentences, and more! Both grades have been working hard on creating narrative writing papers. They each chose a true story to write about, and have been working on creating their stories using strong details and word choices.

In 2nd grade math, Sophie has been learning how to add and subtract problems within 100, telling time within 5-minute intervals, using manipulatives while finding sums and differences, and fact families. The 3rd grade has been working a lot with counting money, telling time, expanded notation, creating fact families, and working with calendars!

In Science, we just finished up our first unit, which was engineering! The students learned all about how to define a problem, designing solutions, and testing and improving solutions. They got to build a classroom fort by identifying the criteria and constraints of the problem! We are now learning all about forces. The students got to decide whether certain actions resulted in push or pull.

In Social Studies, we are beginning to learn about map characteristics. The students will be creating different types of maps throughout this unit!



News from the 5th Graders

SCIENCE

The fifth graders took advantage of the nice weather and collected leaves to make their own leaf collections. They had to press the leaves, identify them, and organize them into a book. In class, the students have been studying the properties of matter such as weight and volume.



ART

Using the leaves that they collected outside, the fifth graders created leaf rubbings. Some of the students then created animals out of the rubbings.

While studying texture, the students learned how to create their own scratch art using crayons and black paint.



Science



Physical Science

Introduction
to Physical Science

Chemistry

Introduction
to Chemistry



Biology



Cell and Cell Theory

Eco-Ed Day

with 6th and 7th Graders

SULLYS HILL NATIONAL GAME PRESERVE

SEPTEMBER 11, 2019



What was your most memorable moment regarding Eco-Ed Day?

"Touching the snake"

-Jax

"Seeing the reptiles"

-Hannah

"Almost getting a shirt"

-Stetson

"Snakes"

-Levi

Mr. Weber's Room



Cyber Security:

The girls (Heather and Nicole) have been working hard to begin the semester! Working through some small technology issues and software issues, but still coming to work every day ready to work!



6th and 7th Grade Math:

We have been working on our order of operations! (PEMDAS) Along with currently diving into fractions! We have also found some time to mix in an exciting game of MATHsketball.

8th Grade Computers:

We have been working on the basic functions and parts of the computer, along with writing professional emails and memos!



6th and 7th Grade Computers:

We have been working on some fun projects in our textbooks that have taught us how to use Microsoft Word! We have learned how to change margins, make cover pages, and many more skills!

Elementary Gym:

We have been working on our rules and routines in gym class! We spend time every day working on R.E.S.P.E.C.T (ask your student, they should know it!) We also just began working on our throwing and catching skills!

High School Gym:

We started the year by completing a unit on Ultimate Football! Where we worked on our throwing and catching skills, currently we are designing our own activities for the class to play, and working in the weight room!

October 2019



8TH, ALGEBRA I, GEOMETRY, ALGEBRA II

Ms. Ganyo's Math

Transformations and Animation

Geometry (10th grade) and 8th Grade Math

We are studying the impact of transformations (translations, reflections and rotations) on a figure. This module has been both fun and frustrating. Transformations appear in our everyday world in some of the most common ways. We have learned that our mir-

ror is not the only place where we can find reflections of a figure. They are also present in many decorative features in our homes and buildings. Additionally we find

these basic transformations used in animated movies such as The Lion King and Frozen. Students will be acting as animators as October begins and will present us with a silent, wordless animation created on notecards. Remember the old style flipbooks? That is their goal as we wrap up the section on transformations. Please look for these exciting creations to come home!

“Our greatest natural resource is the minds of our children .”

Walt Disney

Linear Functions & Inequalities

Algebra I (9th grade) & Algebra II (11th grade)

We are studying relationships between quantities such as hours worked and amount earned or time and distance to determine if these relationships are functions or just relations. Understanding the connect-

edness of quantities like this will help students begin to organize and then apply these concepts to other situations in daily living including but not limited to agricultural situations. Students will begin to look at the patterns and sequences that appear as we study more about functions. As this unit wraps up each class will have a project to

practice skills in a real world problem. Algebra II will use absolute value functions and related information to determine manufacturing tolerances and reason they are so vital in our technology driven world. Algebra I will apply their study of functions and patterns to learn about, create and break basic codes/ciphers.

Math Talking Points

Ask kids about their home work	daily
Ask what they learned	weekly
Talk numbers at table/ in car	often
Multiplication Mad Dash—practice multiplication facts— who is faster?	often
Explain some of the math you do in your day. It may be more than you think! Checkbooks, discounts, etc.	daily

“Once we accept our limits, we go beyond them.”

Albert Einstein

Living History Field Day

By Mrs. Raechel Newgard



On September 9, 2019, the 8th graders embarked on a field trip to Fort Totten. Students were able to partake in a celebration of North Dakota history. The North Dakota Historical Society puts on this event each year; they bring in different experts that teach students about various topics ranging from hide tanning to roles of musicians in the US military.

Fort Totten was unusually cold for early September, plus students had to battle heavy rains throughout the day. Since most of the presentations are outside, we got cold and very wet. Overall though, the day was quite a success students learned so much from each station. Here are some thoughts from the 8th graders –

- 1) Native American Hand games – here students got to learn about a game Native Americans played with bones and sticks.
 - Eli Johnson thought it was great to learn that “...people back then could have fun.”
- 2) Pioneer Teacher – taught students about living on the prairie and how different schools were from today.
 - Heidi Voeller was surprised “...they used the dunce hat to punish students.”
- 3) Native American Hide Tanning – a Native American woman showed students how herbs were used, what Native Americans ate, and how they processed an animal after they killed it.
 - Jalyynn Swanson thought it was “interesting to learn how they made clothes and food and what tools they used to do it all.”
- 4) Tipi Construction – Students were able to construct a tipi, learning exactly how Native Americans set up their homes.
 - Rayce Worley said this was his favorite station. “It was cool because we actually made a tipi.”
- 5) Quilting – Students got to try quilting and embroidering pieces of fabric.



– “I quilt with my grandma to it was fun to already know what happens.” – Payton Harpestad

6) Sargent at arms – Students went through military drills using wooden rifles.

– All the students really enjoyed this station because it was so interactive.

7) LUNCH/Key Note Speaker – Since it was raining we ate lunch in the warm bus then headed to the Fort Totten Little Theater to listen to an inspirational Native American dancer as he shared a dance and some history on the Native American tribes.

– “I liked how he told stories while using hoolah hoops and dancing.” – Alexis Wilkie

– This was most students favorite part

of the day because of the powerful message and the dancing.

8) Striker/Bugler – a man discussed the jobs in the military as well as the importance of musicians. He used a lot of props and talked in a foreign accent which really got the students interested.

– “It was so cool how he told us about everything.” -Rayce Worley

9) Pioneer Daughter Museum – Students got to take a stroll through the museum and look at all the displays and relics from early pioneering days.

– Alexis Wilkie thought it was “...interesting looking at the different pieces of history and the pictures.”

10) Wood Worker – one man showed students how to use hand tools to put together a simple box.

– Payton Harpestad thought “it was nice to learn about the grains of the wood.”



We ended our trip with a bit of hot chocolate and a quiet bus ride home. Although it was cold and rainy students really did find value in the trip.

Counseling NEWS

October 2019 • katie.henry@k12.nd.us • (701) 644-2281

ASVAB (Jrs.)

The ASVAB was administered to the Juniors September 10.

The ASVAB CEP is a highly regarded and the most widely used career exploration program in the world.

* The ASVAB CEP is a free federally funded program to all public and private secondary schools.

* The ASVAB CEP is the ONLY program that combines aptitudes and interest for career exploration.

* ASVAB offer a Career seminar (CEP) in the computer lab for your students which explains their ASVAB results and guides them through the Career Exploration Program.

* For more information visit: <http://official-asvab.com/applicants.htm>

Quick Tip

The toughest things in life are not to cause us pain, but to teach us a lesson to that we can grow and help others on this journey we call life.

What's Happened This Past Month

Classroom guidance in the elementary: Taking care of our bodies and inclusion.

High School Lessons included career exploration, values, and College/Occupational Fair for the Junior and Sophomore Classes.



Everything has a purpose.

The best things can be found in the most unexpected places.

What's Coming Up in Counseling

*There are a few things that are in the works for working with students this year. If you have any ideas about career or social concepts you would like your student to learn about. Feel free to contact me @ katie.henry@k12.nd.us

Contact Mrs. Henry at any time for any needs!

FACS CLASSROOM NEWS OCTOBER 2019

(701) 644-2281

katie.henry@k12.nd.us

"FRIENDS OF THE ROCK" VIKING FAMILY NEWS



Just hanging out with our best bud Dwayne Johnson. Our Viking Family's First Photo: Levi Swanson, Sydney Trottier, Mrs. Henry, Dwayne "The Rock" Johnson, Callie Ronningen, Nichole Anderson

Viking Family Activities this past month: Planned this years activities and reviewed our personal goals.

Planned Red Ribbon Week.

Stay tuned for more fabulous family ideas!

IND. LIVING

Topics discussed:

- Career Interests
- Career

Preparation:
applications,
cover letter,
resumes, and
interviews

HEALTH CLASSES

Topics Discussed
this past month:

- Stress Management
- Health Goals
- Family History and Health

FACS I

Topics Discussed so far:

- Personal finances including budgeting, personal spending habits, and financial responsibility

INTEGRATING READING



Independent Living deeply involved in their career related books: "Why Should We Hire You" and "7Skills to Make Mills." Both books by Brooks Harper.

FCCLA!

DISTRICT 3 FCCLA MEETING WILL BE HELD OCTOBER 23
AT HOPE LUTHERAN CHURCH IN GRAND FORKS. ALL
MEMBERS ARE ABLE TO ATTEND.

Music Theory Across the Grades



In music classes this fall, we have been studying music theory: including beat, rhythm, melody, note names and values. The HS enjoyed creating their own Kahoots to assess their classmates on Music Theory Knowledge.



Homecoming Schedule

Monday 7th – Class Color Day

Seniors – Black

Juniors/Freshman – White

Sophomores – Green

8th – Pink

6/7 – Blue

5th – Red

2/3 – White

P/K – Black


Staff – Tye-dye


Tuesday 8th – Students dress up as teachers
and teachers dress up as students

Wednesday 9th – Wacky Wednesday

Thursday 10th – Rags vs Riches

Friday 11th – Cardinal Spirit Day





Dear Families,

The Box Tops for Education program is changing the way we can earn cash for our school!

Over the summer, participating brands have begun to change their packaging from the traditional Box Tops clip to the new Box Tops label.



SEE THIS...
CLIP IT



SEE THIS...
SCAN
YOUR RECEIPT

Going forward, instead of clipping from packages and checking expiration dates, all Box Tops will be earned digitally by scanning your receipt. The Box Tops for Education team has worked hard to build a NEW-and-improved, user-friendly Box Tops mobile app, available now.

The new app features state-of-the-art technology that allows you to scan your store receipt, find participating products and instantly add Box Tops to our school's earnings online.

**BE SURE TO DOWNLOAD THE NEW APP
OR UPDATE YOUR EXISTING APP:**



If you still have traditional Box Tops clips at home, make sure to send them to school. We will still earn cash for all clipped Box Tops until they expire. Better yet, you can “double dip” during the packaging transition by clipping traditional Box Tops AND scanning your store receipt containing participating products.

Thanks for helping our school get what it needs!

LEARN MORE ABOUT THESE CHANGES AT
BTFE.COM



EARN CASH FOR OUR SCHOOL


NO MORE CLIPPING. ALL YOU NEED IS YOUR SMARTPHONE.

The NEW and improved Box Tops mobile app uses state-of-the-art technology to scan your store receipt, find participating products and instantly add Box Tops to our school's earnings online.

LOOK FOR THE NEW LABEL:




HERE'S HOW IT WORKS:



BUY BOX TOPS PRODUCTS

You can find Box Tops on hundreds of products throughout the store.



SCAN YOUR RECEIPT

Use the app to snap a photo of your receipt within 14 days of purchase.



EARN CASH FOR OUR SCHOOL

Box Tops earnings are identified and automatically updated at BTFE.com.

You do not need to clip or send Box Tops labels to school.



BOX TOPS CLIPS ON PACKAGES

Traditional Box Tops clips are being phased out of production but may continue to be found on many products throughout the store as packages transition to the new Box Tops labels. **You can still clip these and send them to school.** Please make sure each clip has a valid expiration date.



BUY
BOX TOPS PRODUCTS



CUT
OUT THE BOX TOP FROM EACH PACKAGE



SEND
YOUR BOX TOPS TO SCHOOL

SEE PRODUCTS & LEARN MORE ABOUT THE BOX TOPS APP AT BTFE.COM

THE ALL-NEW BOX TOPS IS HERE! DOWNLOAD THE APP:





LOOK FOR BOX TOPS ON HUNDREDS OF PRODUCTS!

THE ALL-NEW BOX TOPS IS HERE!
DOWNLOAD THE APP:



CLIP: Traditional Box Tops clips are being phased out of production, but you can still send unexpired clips to school. **Every valid Box Tops clip is worth 10¢.**



SCAN: If you see this label, **do not send it to school.** Use the new Box Tops app to scan your store receipt within 14 days of purchase. The app will find participating products and instantly add Box Tops to your school's earnings online.



BEVERAGES

- Nestle Pure Life Water .5-Liter 24, 28, 32,35-Packs
- Nestle Pure Life Water 8 oz. 6, 12, 24 & 56-Packs
- Nestle Pure Life Water 11.15 oz 6-Pack



HOUSEHOLD CLEANING

- Lysol® Disinfectant Spray
- Lysol® Disinfecting Wipes
- Lysol® Toilet Bowl Cleaner



MEALS & SIDES

- Annie's® Baking Mix
- Annie's® Brownie Mix
- Annie's® Cake Mix
- Annie's® Cookie Mix
- Annie's® Mac & Cheese
- Annie's® One Pot Pasta
- Annie's® Soup
- Hamburger Helper™
- Chicken Helper™
- Tuna Helper™
- Old El Paso™ Beans
- Old El Paso™ Taco Kit
- Old El Paso™ Tortillas
- Old El Paso™ Shells



SNACKS

- Annie's® Bunny Cookies
- Annie's® Bunny Grahams
- Annie's® Cheddar Bunnies
- Annie's® Cheddar Squares
- Annie's® Cookies
- Annie's® Crackers
- Annie's® Fruit Snacks
- Annie's® Granola Bars
- Annie's® Popcorn
- Annie's® Snack Bars
- Annie's® Snack Mix
- Bugles™
- Cascadian Farm™ Granola
- Cascadian Farm™ Granola Bars
- Cascadian Farm™ Protein Bars
- Cereal Treat Bars
- Chex™ Mix
- Fiber One™ Bars
- Fiber One™ Brownies
- Fiber One™ Cheesecake Bars
- Fiber One™ Cookies
- Food Should Taste Good™ Chips
- Fruit by the Foot™
- Fruit Roll-Ups™
- Gardettos™
- General Mills™ Fruit Snacks
- Gushers™
- LARABAR™ Kid
- Mott's® Fruit Snacks
- Nature Valley™ Bars
- Nature Valley™ Biscuits
- Nature Valley™ Bites
- Nature Valley™ Granola Cups
- Nature Valley™ Layer Bars
- Nature Valley™ Snack Mix
- Nature Valley™ Squares
- Nature Valley™ Wafer Bars



CEREAL & BREAKFAST

*Bagged cereals do not participate

- Ancient Grains Cheerios™
- Annie's® Cereal
- Annie's® Toaster Pastries
- Apple Cinnamon Cheerios™
- Apple Cinnamon Toast Crunch™
- Banana Nut Cheerios™
- Basic 4™ Cereal
- Big G Cereal Breakfast Pack (8 Pouches)
- Berry Berry Kix™
- Birthday Cake Cookie Crisp™
- Blueberry Cheerios™
- Blueberry Chex™
- Blueberry Toast Crunch™
- Boo Berry™
- Cascadian Farm Cereal™
- Cheerios™
- Cheerios™ Oat Crunch Cinnamon
- Chocolate Cheerios™
- Chocolate Chex™
- Chocolate Lucky Charms™
- Chocolate Peanut Butter Cheerios™
- Chocolate Toast Crunch™
- Cinnamon Chex™
- Cinnamon Toast Crunch™
- Cinnamon Toast Crunch™ Churros
- Cinnamon Toast Crunch™ Shreds
- Cocoa Puffs™ Cereal
- Cookie Crisp™ Cereal
- Corn Chex™ Cereal
- Count Chocula™
- Dippin Dots™ Cereal
- Drumstick™ Cereal
- Fiber One™ Cereal
- Fillows™ Cereal
- Franken Berry™
- French Toast Crunch™
- Frosted Cheerios™
- Frosted Lucky Charms™
- Fruity Cheerios™
- Girl Scouts™ Cereal
- Golden Grahams™
- Honey Kix™
- Honey Nut Cheerios™
- Honey Nut Cheerios™ Crunch
- Honey Nut Chex™
- Kix™ Cereal
- Lucky Charms™
- Maple Cheerios™
- Mermaid Cereal
- Multigrain Cheerios™
- Nature Valley™ Cereal
- Nature Valley™ Granola
- Oatmeal Crisp™ Cereal
- Peach Cheerios™
- Peanut Butter Chex™
- Peanut Butter Chocolate Shreds™ Cereal
- Protein Cheerios™ Oat & Honey
- Pumpkin Spice Cheerios™
- Raisin Nut Bran™
- Reese's Puffs™
- Rice Chex™
- Star Wars™ Cereal
- Strawberry Toast Crunch™
- Sugar Cookie Toast Crunch™
- Toasted Coconut Cheerios™
- Total™ Cereal
- Trix™ Cereal
- Vanilla Chex™
- Very Berry Cheerios™
- Wheat Chex™
- Wheaties™



FROZEN

- Annie's® Bagel Pizzas
- Annie's® Pizza Bagels
- Annie's® Pizza Poppers
- Cinnamon Toast Crunch™ Bites
- Pillsbury™ Mini Cinnis
- Pillsbury™ Pancakes
- Pillsbury™ Toaster Scambles
- Pillsbury™ Toaster Strudel
- Totino's™ Party Pizza (4-pack only)
- Totino's™ Pizza Rolls



REFRIGERATED & DAIRY

- Annie's® Biscuits
- Annie's® Cinnamon Rolls
- Annie's® Crescent Rolls
- Yoplait® Go-GURT® Yogurt
- Yoplait® Go-Gurt® Dunkers
- Yoplait® Kid
- Yoplait® Multipack



SCHOOL & OFFICE SUPPLIES

- Boise® POLARIS® Premium Paper
- Boise® X-9® Paper
- Paper Mate® Arrowhead® Erasers
- Paper Mate® Clearpoint® Mechanical Pencils
- Paper Mate® Colored Pencils
- Paper Mate® Comfortmate Ultra™
- Paper Mate® Correction Pens
- Paper Mate® DryLine® Products
- Paper Mate® Eagle® Pens
- Paper Mate® Eraser Mate®
- Paper Mate® Expressions® Erasers
- Paper Mate® Flair® Felt Tip Pens
- Paper Mate® Flexgrip® Elite
- Paper Mate® Flexgrip® Ultra
- Paper Mate® Gel Pens
- Paper Mate® Flexgrip® RT
- Paper Mate® Handwriting
- Paper Mate® Holiday
- Paper Mate® Infinite Lead
- Paper Mate® Inkjoy® Ballpoint Pens
- Paper Mate® Inkjoy® Gel Pens
- Paper Mate® Inkjoy® Stylus 2-in-1
- Paper Mate® Lead Refills
- Paper Mate® Liquid Flair®
- Paper Mate® Liquid Paper® Fast Dry
- Paper Mate® Markers
- Paper Mate® Mirado® Woodcase Pencils
- Paper Mate® Pens
- Paper Mate® Pink Pearl® & White Pearl® Erasers
- Paper Mate® Profile®
- Paper Mate® Profile® Elite
- Paper Mate® Quick Flip™
- Paper Mate® Sharpwriter® Mechanical Pencils
- Paper Mate® Speederase
- Paper Mate® Write Bros. Pens
- Paper Mate® Write Bros. Mechanical Pencils


CLIP-ONLY PRODUCTS

A few brands have opted not to participate in the digital program; however, you can still find Box Tops clips on these products during the packaging transition. Be sure to send them to your school before they expire.

- Select Finish® Products
- Select Hefty® Products
- Select Kleenex® Products
- Select Reynolds® Products
- Select Scott® Products
- Select Ziploc® Products

How to Access Lunch Balance & Transaction Information

-Sign into your PowerSchool Parent Account at <http://edmore.ps.state.nd.us/public/home.htm>
(if you don't have one you will have to create one)

-Click the applications button in the upper right corner. Looks like this 

-Set up a password – can use the same password as your PowerSchool Parent Account

-Click the School Payment Portal

-Lunch account balance and transactions will be displayed for each of your children

If you have any questions, contact the school at 644-2281.

How to Create Your PowerSchool Parent Account

A new account can be created by following these steps:

1. Go to <http://edmore.ps.state.nd.us/public/home.htm>
2. Click on the button labeled "**Create Account.**"
3. Enter the parent/guardian account information. Each account must have a unique email address and user name.
4. Create a password of your choosing.
5. You must have an Access ID and Access Password for each student you'd like to add to your account. Contact the school 644-2281 if you don't know the Access ID/Password of your child.

Access ID: _____

Access Password: _____

Relationship refers to your relationship to the student.

6. Take note of the User Name and Password that you have just created, because you will need them to log in to the PowerSchool portal once you click on "**Enter**".

*****We recommend that you keep your parent/guardian password private.*****

Sign in to the PowerSchool Mobile App for iOS

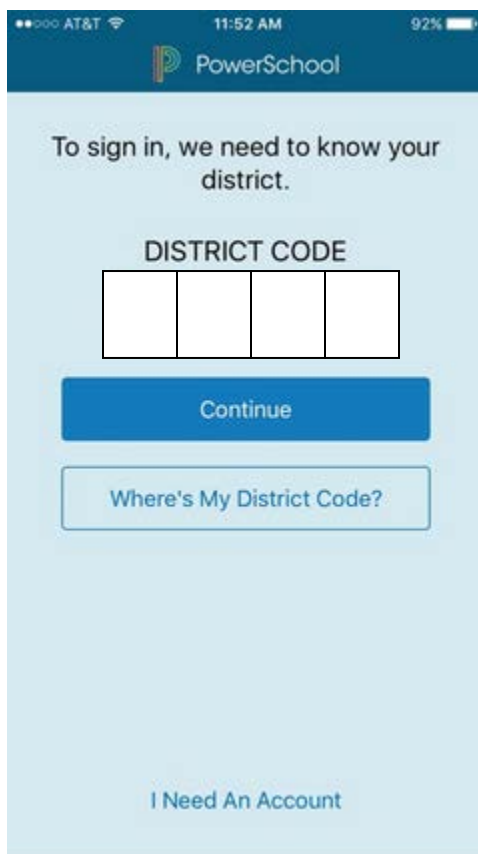
After you have downloaded the mobile app to your device, configure the app to recognize the server at your school district and then sign in to the app with your PowerSchool Student and Parent Portal username and password.

The PowerSchool Mobile app walks you through the process.

Note: If you do not have a PowerSchool Student and Parent Portal account, tap **I Need An Account** at the bottom of the first screen for complete information on how to get an account.

Enter the District Code

The district code is a four-digit code that you enter on the sign in screen. This connects the app to the PowerSchool SIS at your school district. You will then enter your username and password to sign in to PowerSchool.

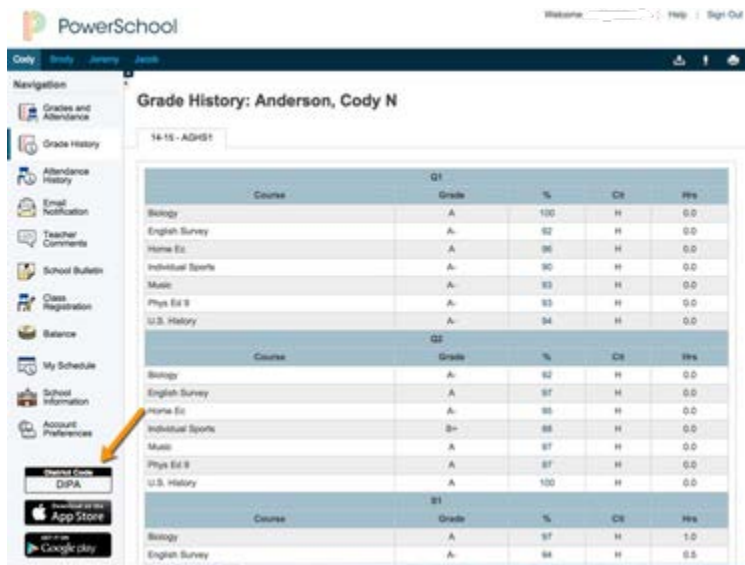


Obtain your district code using one of the following options:

- How to Retrieve the District Code from the Portal.
- How to Search for Your District Code in the Mobile App.
- How to Enter the Server URL for Your District.

How to Retrieve the District Code from the Portal

1. Sign in to the PowerSchool Student and Parent portal. The district code appears in the bottom left hand corner of the menu bar.
2. Enter this code in the PowerSchool Mobile app to allow you to sign in to your district.



How to Search for Your District Code in the Mobile App

1. Open the PowerSchool Mobile app.
2. On the Sign In screen, tap **Where's My District Code**.
3. Select **Search by School or District**, then enter your school or district name in the search field.
4. Select the district when it appears on the screen.
5. On the Sign In screen, enter your username and password, and then tap **Go**.

How to Enter the Server URL for Your District

1. Open the PowerSchool Mobile app.
2. On the Sign In screen, tap **Where's My District Code**.
3. Select **Enter Server Address provided by your school district**.
4. Enter the PowerSchool server address in the field provided, and then tap **Submit**.

Enter Your Username and Password

On the Sign In screen, enter your PowerSchool Parent Portal username and password, and then tap **Go**.

Sign in to the PowerSchool Mobile App for Android

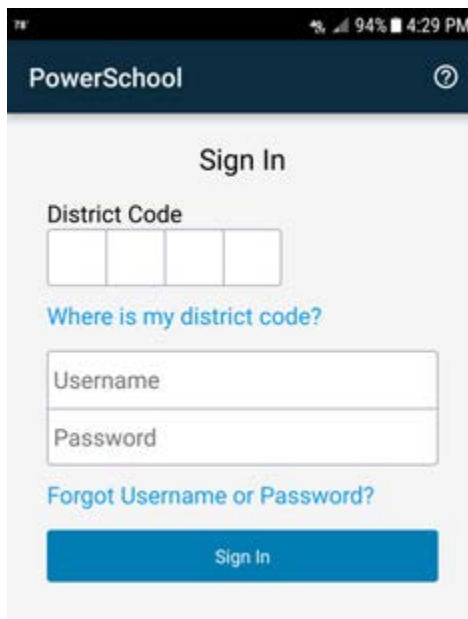
After you have downloaded the mobile app to your device, configure the app to recognize the server at your school district and then sign in to the app with your PowerSchool Student and Parent Portal username and password.

The PowerSchool Mobile app walks you through the process.

Note: If you do not have a PowerSchool Student and Parent Portal account, or if you do not remember your account information, tap **Forgot Username or Password**.

Enter the District Code

The district code is a four-digit code that you enter on the sign in screen. This connects the app to the PowerSchool SIS at your school district. You will then enter your username and password to sign in to PowerSchool.

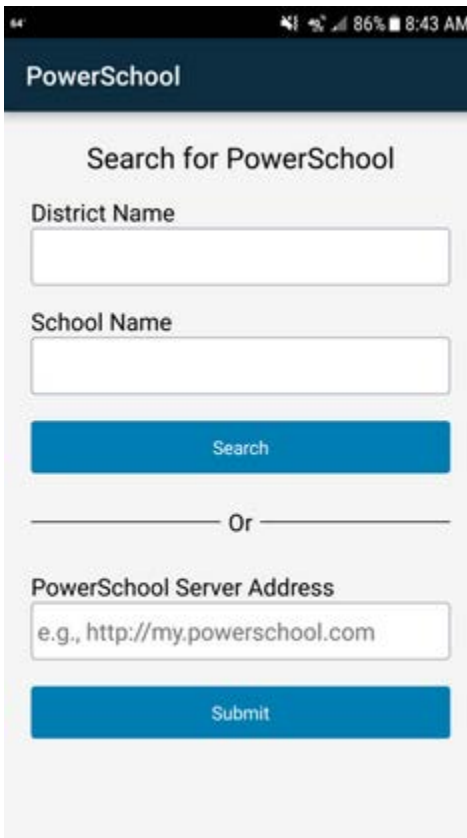
A screenshot of the PowerSchool mobile app's sign-in screen. The screen has a dark blue header with the "PowerSchool" logo and a help icon. Below the header, the text "Sign In" is centered. There is a "District Code" label above a four-digit input field. Below the input field is a blue link that says "Where is my district code?". Underneath that are two stacked input fields for "Username" and "Password". Below the password field is another blue link that says "Forgot Username or Password?". At the bottom of the screen is a large blue button labeled "Sign In". The top status bar shows the time as 4:29 PM and battery at 94%.

Obtain your district code using one of the following options:

- How to Retrieve the District Code from the Portal (see above)
- How to Enter the Server URL for Your District in the Android App.
- How to Enter the Server URL for Your District in the Android App

How to Search for Your District in the Android App

1. Open the PowerSchool Mobile app.
2. On the Sign In screen tap **Help** or the question mark in the upper right corner.
3. On the District Code Help screen, tap **Search for Your District**.
4. Enter the full district name or school name in the field(s) provided, and then tap **Search**.
5. On the Search Results screen, tap the correct district name.
6. On the District Details screen, tap **Connect to this PowerSchool**.



The screenshot shows the PowerSchool mobile app interface. At the top, there is a dark blue header with the text "PowerSchool". Below the header, the text "Search for PowerSchool" is displayed. There are two input fields: "District Name" and "School Name". Below these fields is a blue button labeled "Search". A horizontal line with the word "Or" in the center separates the search options from the "PowerSchool Server Address" field. The "PowerSchool Server Address" field contains the text "e.g., http://my.powerschool.com". Below this field is another blue button labeled "Submit". The status bar at the top of the screen shows the time as 8:43 AM and a battery level of 86%.

How to Enter the Server URL for Your District in the Android App

1. Open the PowerSchool Mobile app.
2. On the Sign In screen tap **Help** or the question mark in the upper right corner.
3. On the District Code Help screen, tap **Search for Your District**.
4. Enter the PowerSchool server address in the field provided by your school district, and then tap **Submit**.

Enter Your Username and Password

On the Sign In screen, enter your PowerSchool Parent Portal username and password, and then tap **Sign In**.



TITLE 1

October 2019



Dear Parents,

As children grow up, they naturally look to adults for guidance. Often children develop their own habits and personality based upon what they see parents and other adults do. For example, a child who sees a parent read a great deal will be inclined to want to read too. Setting a good example involves more than just giving your child lots of books. It also involves a measure of encouragement and respect for your child as he or she grows up. You can contribute greatly to your child's reading development through some of the following practices:

1. Give your child lots of **praise** as he or she learns new skills in reading. A little praise each day can go a long way toward building successful students.
2. **Don't compare** your child with others in the family or the classroom. Respect your child as an individual and allow him or her to grow in his or her own special way.
3. **Listen** to your child and **encourage** him or her to talk with you. Ask your child to share parts of his or her day with you on a regular basis.
4. Be **patient**. Remember that growing and learning both take time. Try not to rush your child into something he or she may not be ready to do.
5. Try to have a computer or some other reference source to check on new words or facts. Be sure to use these regularly yourself.
6. Make **books** and **magazines** a regular part of your gift-giving. Birthdays, holidays, or any other occasion provide wonderful opportunities to share the joy of books with your child.

Hopefully, this will be a great year at school and at home for you and your child. On the next page is a list of "**Words of Encouragement**".

Try these different words to say you are a proud parent. Let your child know that you are proud of his or her efforts.

Words of Encouragement

That's really nice.

Wow!

That's great.

I like the way you did this.

Keep up the good work.

That's quite an improvement.

Much better.

Good job.

This kind of work pleases me.

Terrific.

Beautiful.

Congratulations.

You only missed a few.

Thanks for working so hard.

It looks like you put a lot of effort into this work.

Look how much better your (spelling, writing)

looks.

Very creative.

Tell me how you did this.

I'm impressed.

Good answers.

Tell me how you chose your answer.

Thank you for bringing home this good paper.

Now you've got the idea.

Exactly right.

Wonderful work.

Let's save this paper in a folder.

Your work looks better every day.

I'm really proud of you for trying so hard.

IT'S TIME TO RENEW YOUR MEMBERSHIP!



~Our mission is to support and enhance the experiences of our student athletes by assisting the athletic department. We strive to promote sportsmanship, leadership, teamwork, and school spirit among the communities in which we live.~

On behalf of the Cardinal Sports Boosters, we would like to thank you for your contributions in the past years to our Booster organization. Thanks to your continued generosity and participation, we have been able to provide equipment, training opportunities, game day meals and more for our Cardinal athletes!

We hope you have enjoyed being a part of the Cardinal Sports Boosters. Our annual Golf Scramble and Burger Night have been very successful, but we are always in need of help in planning and working our events. Please consider taking a more active role in the Cardinal Sports Boosters! Meetings are generally held on the first Wednesday of the month at 7:00 pm at the Eagles in Langdon and we are open to anyone wishing to participate.

With that said, it is now time to renew your membership in the Cardinal Sports Boosters. We hope you will continue to support and encourage our athletes as they compete in the 2019-2020 season. Please fill out the form below and include it with your donation to:

Cardinal Sports Boosters
PO Box 425
Langdon, ND 58249

Whether or not you choose to renew this year, thank you for your past contributions and your support of our Cardinal athletes! Don't forget to like us on [Facebook](#) at **Cardinal Sports Boosters** in order to see all the updates on meetings, events, and activities, or you can also choose to email us: LAMCardinalBoosters@gmail.com

RETURN YOUR DONATION BY OCTOBER 31st for the early bird gift!

For every \$25 in donations, receive a free Cardinal Sports Booster T-shirt! *

For every \$50 donated, choose between (2) t-shirts OR a (1) free hoodie! *

**Be sure to include your email/phone to be contacted for clothing size*



Name: _____
Address: _____
City: _____ State: _____ Zip: _____
Phone: _____
Email: _____

Returning Member

New Member

Donation Amount

\$

October 2019

Activities

Sun.	Mon.	Tue.	Wed.	Thu.	Fri.	Sat.
		<p>1</p> <p>-Flu Shots 8:30-9:45</p> <p>-FB (JH) @ Park River 4:30</p> <p>-VB (7,8,9,C,JV) @ Minnewaukan 4:00</p>	<p>2</p> <p>Early Out 1:00</p>	<p>3</p> <p>GBB (5&6) @ Rolla 4:30</p>	<p>4</p> <p>FB (V) @ Langdon vs Bottineau 7:00</p> <p>VB (V) @ Des Lacs Tournament</p>	<p>5</p> <p>FB (5&6) @ Grafton Jamboree</p> <p>VB (V) @ Des Lacs Tournament</p>
<p>6</p> <p>Homecoming Week 7th-11th</p>	<p>7</p> <p>-FB (JH) @ Langdon vs Cavalier 4:30</p> <p>-FB (JV) @ Rolla 5:00</p> <p>-VB (C) @ St John 4:00</p>	<p>8</p> <p>VB (JH,C,JV,V) @ Rolla 3:30</p> <p>Speaker Curt Tomasevicz @ LAHS 1:00 (6-12 Grade)</p>	<p>9</p> <p>College Application Day</p>	<p>10</p> <p>VB (7,8,C,JV,V) @ Langdon vs St John 3:30</p>	<p>11</p> <p>FB (V) @ Langdon vs Carrington</p> <p>HOMECOMING</p>	<p>12</p> <p>VB (V) @ Langdon Tournament</p>
<p>13</p>	<p>14</p> <p>-FB (JV) @ Langdon vs NB 5:00</p> <p>-VB (7,8) @ Devils Lake 4:30</p> <p>-VB (9) @ Park River</p> <p>-Speaker - Super Appleman 2:00</p>	<p>15</p> <p>VB (7,8,C,JV,V) @ Dakota Prairie 3:30</p>	<p>16</p>	<p>17</p> <p>No School</p>	<p>18</p> <p>No School</p>	<p>19</p> <p>FB (V) @ Grafton 1:00</p> <p>VB (JV) @ Mayport Tournament</p>
<p>20</p>	<p>21</p> <p>VB (7,8,C,JV,V) @ Park River 4:00</p> <p>Reggie Jackson meeting with Sophs/Srs 2:30</p>	<p>22</p> <p>-VB (JH, C,JV,V) @ Edmore vs New Rockford/Sheyenne 4:00</p> <p>-Financial Literacy @ Langdon 1:30 (6-9 grade)</p>	<p>23</p>	<p>24</p> <p>VB (C,JV,V) @ Harvey/WC 5:00</p> <p>BBB (5&6) @ Cavalier 5:00</p>	<p>25</p> <p>End of 1st Qtr.</p> <p>BBB (5&6) @ Grafton 4:30</p> <p>Reggie Jackson pick up orders</p>	<p>26</p> <p>BBB (5&6) @ Park River Jamboree</p>
<p>27</p>	<p>28</p>	<p>29</p> <p>-VB (JH, C, JV,V) @ Rolette 4:00</p> <p>-BBB (5&6) @ Langdon vs Cavalier 5:00</p> <p>-“It’s Not About Drugs” Speaker @ Edmore 1:30 (6-12 grade)</p>	<p>30</p>	<p>31</p> <p>VB (JV,V) @ Langdon vs Lakota 6:00</p>		

October 2019

Menu

Sun.	Mon.	Tue.	Wed.	Thu.	Fri.	Sat.
		1 yogurt, toast, fruit & juice beef stroganoff, corn, dinner rolls, salad & sauce	2 oatmeal, toast, fruit & juice vegetable beef soup, assorted sandwiches, crackers, salad & fruit	3 biscuit, sausage, eggs & juice chicken strips, rotini, dinner rolls, salad & sauce	4 cereal, sauce & juice BBQ, chips, beans, salad & sauce	5
6	7 yogurt, sauce & juice spaghetti with meat sauce, green beans, garlic toast, salad & sauce	8 omelet, toast & sauce pulled pork, French fries, salad, beans & fruit	9 French toast sticks, juice & sauce meatballs, mashed potatoes, gravy, peas, salad & sauce	10 cereal, sauce & juice tomato soup, grilled cheese, crackers, salad & fruit	11 oatmeal, toast & juice mac & cheese hotdish, garden carrots, dinner rolls, salad & fruit	12
13	14 cereal, fruit & juice hamburger hotdish, corn, dinner rolls, salad & sauce	15 HB eggs, toast & juice subs, chips, salad, sweet potato fries & sauce	16 yogurt, fruit & juice orange chicken, fried rice, peas, dinner rolls, salad & sauce	17 No School	18 No School	19
20	21 oatmeal, sauce, toast & juice taco in a bag, shredded lettuce & cheese, corn, salad & sauce	22 cereal, sauce & juice chicken burger, chips, beans, salad & fruit	23 cinnamon rolls, fruit & juice seasoned beef steak tacos, Spanish rice, corn, salad & sauce	24 yogurt, fruit & juice chicken tortilla soup, assorted sandwiches, tortilla chips, salad & sauce	25 pancakes, sauce & juice wraps, macaroni salad, beans, pretzels, fruit & salad	26
27	28 French toast sticks, juice & sauce chicken nuggets, rotini, dinner rolls, salad & sauce	29 muffins, fruit & juice scalloped potatoes with ham, carrots, bread, salad & fruit	30 cereal, sauce & juice vegetable soup, assorted sandwiches, crackers, salad & sauce	31 HB eggs, toast & juice hot dogs, chips, beans, salad & fruit		